

Brockville Police Service

2018 Annual Report





Table of Contents

	Page
Joint Message from Chief Fraser and Board Chair King Yee, Jr.	3
Vision	4
Mission Statement	4
Organizational Chart	4
Statement of Principles	4
2018 Statistics	5
2018 - 2020 Business Plan	7
Criminal Offences	8
Other Criminal Code Crimes	10
Traffic	11
Public Complaints	12
Use of Force	12





Joint Message from Police Services Board Chair and Chief of Police



**Chair of the Board
King Yee, Jr.**



**Chief
Scott Fraser**

We are proud of the great work completed by Brockville Police Service employees during 2018. The annual report is a reflection of our accomplishments as we work towards our goals established in the 2018-2020 Business Plan. This report outlines the milestones achieved during 2018. We are cognizant that our work is not complete but we recognize how far we have come and what we have accomplished. Our key to success locally is our community partnerships. The Police Services Board works closely with Police Administration, Municipal Council and the Community in general. We are fortunate to have an extremely involved community and we receive feedback frequently regarding our policing activities. Not all of our feedback is positive and we also acknowledge constructive criticism. If it is something that will make our community a better place we are interested! The real success in this document are the results that are driven from our dedicated staff. Our civilian and sworn members work alongside each other to provide excellence in policing. It is through their hard work that we celebrate our achievements of 2018. As we move forward it is our intention to exceed your expectations.

A handwritten signature in blue ink, appearing to be "King Yee, Jr.".

King Yee, Jr.
Chair, Brockville Police Services Board

A handwritten signature in black ink, appearing to be "Scott Fraser".

Scott Fraser
Chief of Police

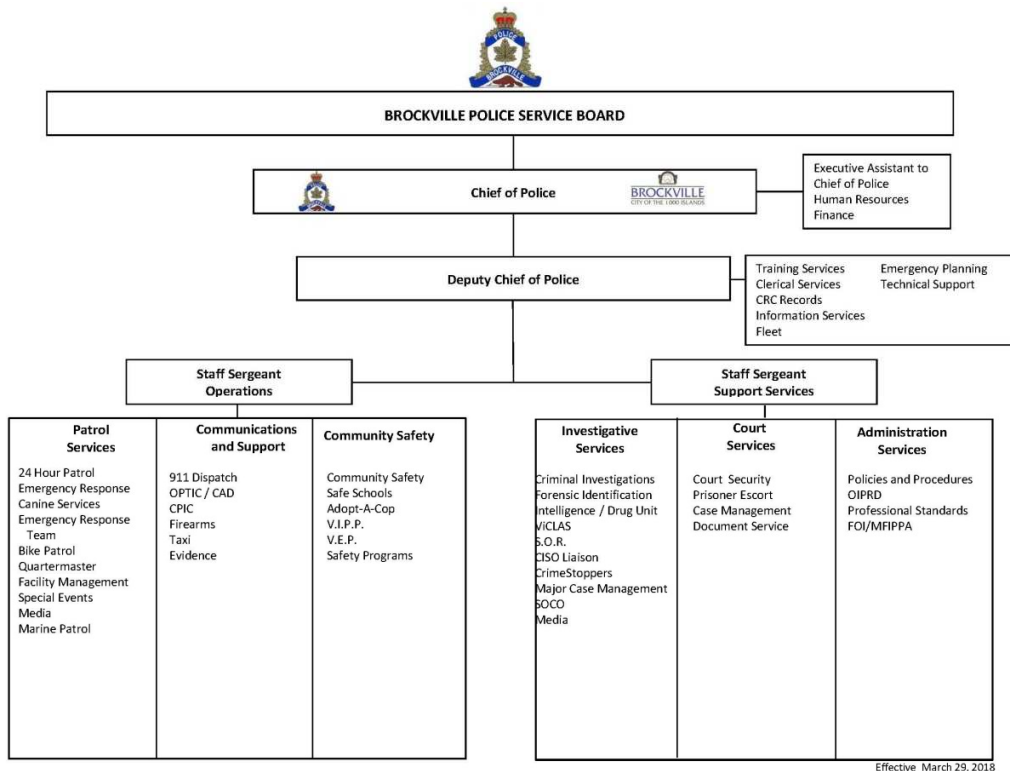


Vision

The vision of the Brockville Police Service is to provide efficient and proactive community policing.

Mission Statement

The mission of the Brockville Police Service is to ensure safety and security through partnerships within our Community.



Statement of Principles

The Brockville Police Services Board is committed to the principle that people are our most important resource.

Accordingly, this Police Service affirms and supports its intention for and adherence to:

- The principles of equity and fairness embodied in the Canadian Charter of Rights and Freedoms, the Ontario Human Rights Code and the Police Services Act.
- The principles of community service and community policing embodied In the Police Services Act.
- The principle of honest communication internally within the Police Service, as well as with our community.
- The principle of sensitivity and compassion for victims of crime.
- The principle of continuous improvement and education of members of the Police Service.



2018 Operational Statistics

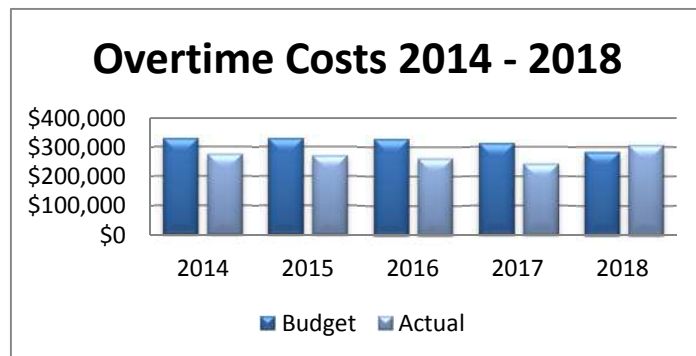
2018 saw many things including an increase in calls for service. This is explained as the Police are becoming the service to handle everything. As other agencies decrease services it falls on the police to deal with the aftermath. Despite our excellent working relationship with our community partners we still find ourselves being the initial response to many non-policing issues. The types of calls are becoming increasingly more difficult to manage, such as fentanyl related drug matters and mental health crisis response.

Statistics	2017	2018	% Change
Calls for Service	13,674	15,351	12.3%
Population	22,707	22,707	0%
Police Officers	40	40	0%

	2018 Budget	2018 Actual	Variance (%)
Revenue:			
Total Revenue	\$1,726,234	\$1,743,052	1%
Expenses:			
• Salaries & Benefits	\$8,041,794	\$8,308,797	3.3%
• Materials, Supplies and Contracted Services	933,870	743,466	-20.4%
Total Expenses:	\$8,975,664	\$9,052,263	0.9%
Net Budget / Actual	\$7,249,430	\$7,309,211	0.8%

While managing these varying calls for service we are also cognizant of the budget and the communities desire to ensure we remain vigilant with our finances. Our front line supervisors take tremendous pride in their efforts to ensure we are providing an adequate response which keeps our members safe and the community safe. They project future vacancies and find alternatives to overtime in order to meet staffing needs. Our civilian staff work in a supporting role to our sworn members in delivering excellence in policing. As we move forward we will need to assess our staffing compliment and monitor the downloading of non-policing tasks on the police.

Staffing	
Position	Actual
Chief of Police	1
Deputy Chief	1
Inspector	0
Staff Sergeant	2
Sergeants	6
Constables	30
Total Police Staff	40
Special Constables	2
Civilians	16
Total Civilian Staff	18
Total	58





Officer Duty Activity		
Duty	2017 Hours	2018 Hours
Beat, Bike and Marine Time	1,114	978
Mobile Patrol	22,509	18,525

2018 saw a decrease in specialty units such as our Bike and Marine. A reduction in this area is indicative of an increase in calls for service and our emergency response. Handling the 911 calls and priority calls is never an easy task but it is the

hallmark of policing. We have made tremendous achievements in the area of mental health related calls, however, officers still average 70 minutes per call. When two officers are tied up at the Brockville General Hospital this means they are not on the bike, beat or the boat. We have reduced our wait times at BGH, however, we have had an increase in calls. A special thanks to our partners at BGH for assisting in this task. We continually strive to increase specialty services but acknowledge that when the service reduced its uniform strength from 42 to 40 officers, these services are the first to go.

We are very proud of our response times and track our response times via our Record Management System (NICHE). This computer system is used by a number of services in Ontario and allows us to track when an officer is dispatched and when they arrive. Our smaller geographic footprint allows us to respond anywhere in the city relatively quickly. We generally see longer response times for incidents that are historic or not in progress, such as break and enters, and quicker response times for in progress events such as robberies and disturbances.

2018 Response Time Averages – Dispatch to Arrival Time		
Incident Type	# of Incidents	Time
Assault	243	6:06
Sexual Assault	28	3:26
Break and Enter	124	10:39
Domestic Dispute	214	4:20
Disturb the Peace	176	3:42
Motor Vehicle Collisions	704	5:45
Robbery	8	3:40
Suspicious Person	558	3:50
Suspicious Vehicle	104	4:22

2018 Call Time Averages – Arrival to Closing Time		
Incident Type	# of Incidents	Time
Mental Health	351	70:46
Noise Complaints	201	22:31
Impaired Drivers	20	58:35





2018 - 2020 Business Plan

The Brockville Police Service continues to work through the 2018 -2020 Business Plan cycle. A business plan is a roadmap for the police service and includes short-term and long-term goals. The Business Plan covers a variety of areas with the priorities being identified as the Community and our Staff. We believe that having an active and engaged community partnered with healthy and dedicated staff will undoubtedly assist in achieving our goals. We will continue to work at eradicating illicit drugs in an attempt to reduce violent crime and property crime. Unfortunately this is something we will not achieve overnight. We will also continue to work with staff with regards to community engagement. We strive to put our best foot forward regardless of our position within the service. A recently created Peer Support Team and Peer Support Canine are a couple of examples of what is being done to keep our staff healthy. This is something we consider to be ongoing with frequent evaluation. Together, the community and our staff can make a difference.





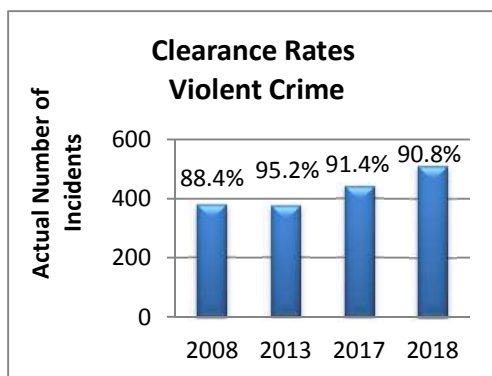
Criminal Offences

Unfortunately, substance abuse remains prevalent in our community as it does in many others. The lack of support for those entrenched in substance abuse leads to a number of issues including crime. With the increase in opioids and methamphetamine we see an increase in property crime and violent crime. Crimes committed to support a drug habit include theft, break and enter and fraud, amongst others. As we continue to push for more resources for those suffering from substance abuse we will see an increase in these types of crimes. Despite our best effort in this area it is something we can't arrest our way out of!

With regards to violent crime we see crimes such as weapons offence, attempted murder, robbery and assaults which go hand in hand with drugs and substance abuse. We have observed an increase in all of these areas and can confirm their relationship to the drug trade. We have also observed an increase in the number of outlaw motorcycle gangs (OMG) in our community. Working with our partners in Kingston, Belleville and Ottawa we were able to disrupt the local OMG clubhouse and charge several members with offences such as kidnapping, extortion, robbery, home invasion, assault and forcible confinement. This is a perfect illustration of crime having no boundaries.

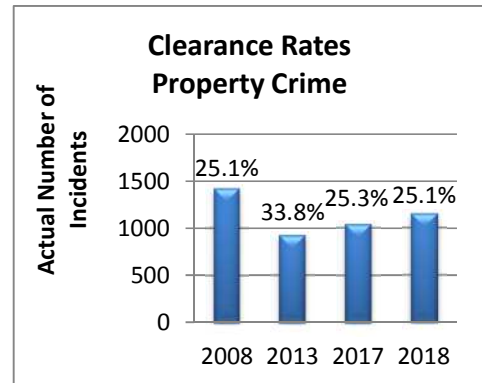
The fact remains that violent crime and property crime have a direct link to drugs and organized crime and Brockville is not immune to these types of crimes.

Violent Crime Statistics	2017	2018	+ / - Change
Murder / Attempt Murder	0	2	2
Sexual Assaults (including other sexual violations)	58	48	-10
Assaults	184	262	78
Robbery	5	8	3
Criminal Harassment	97	90	7
Utter Threats	89	92	3
Other Violent Offences	8	8	0
Total Violent Crime Offences	441	510	69

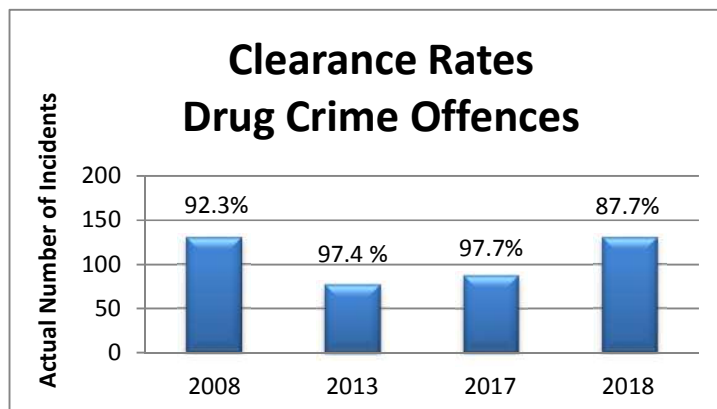




Property Crime Statistics	2017	2018	+ / - Change
Arson	2	1	-1
Break & Enter	80	125	45
Theft	545	613	68
Possession of Stolen Goods	11	18	7
Fraud	133	159	26
Mischief	271	237	-34
Total Property Crime Offences	1,042	1,153	111



Drug Crime Statistics	2017	2018	+ / - Change
Possession:			
Heroin	0	1	1
Cocaine	8	15	7
Other Controlled Substance	11	25	14
Cannabis	47	41	-6
Methamphetamine (Crystal Meth)	5	32	27
Methylenedioxyamphetamine (Ecstasy)	0	1	1
Illicit or over 30g Dried Cannabis by an Adult	0	1	1
Trafficking:			
Heroin	0	2	2
Cocaine	4	3	-1
Other Controlled Substance	8	5	-3
Cannabis	2	2	0
Production Cannabis	3	2	-1
Total Drug Crime Offences	88	130	42





Other Criminal Code Crimes

We have a saying in Brockville “90 percent of crime is committed by 10 percent of our population.” An increase in bail violations demonstrates that offenders are not abiding by conditions of their release. Increasingly, offenders become charged with multiple breach offences as they continually commit more offences while on release for other offences. Incarceration is becoming less and less and social issues such as poverty and substance abuse increase. It is easy to lock a person in jail and unless we solve a substance abuse issue, offenders will re-offend. We see a direct correlation with failing to attend court, bail violations, breach of probation and substance abuse issues. We also observe that prolific offenders play a role in repeated similar offences such as theft from vehicles. As we look ahead there needs to be a resolution in our community for drug treatment and substance abuse issues. Despite great efforts in expanding these services there is much more work to be done. If we can resolve some of those issues, we will expect a decrease in post release offences.

Other Criminal Code Statistics	2017	2018	+ / - Change
Possess Firearm While Prohibited	0	5	5
Bail Violations	179	217	38
Counterfeit Money	13	28	15
Disturb to Peace	162	176	14
Escape Custody	1	0	-1
Indecent Acts	5	4	-1
Child Pornography	3	2	-1
Public Morals	2	5	3
Obstruct Public Peace Officer	9	6	-3
Prisoner Unlawfully at Large	11	11	0
Trespass at Night	4	2	-2
Fail to Attend Court	46	82	36
Breach of Probation	92	114	22
Bribery / Perjury	3	7	4
Other Criminal Code	17	24	7
Total Other Criminal Code	518	683	136

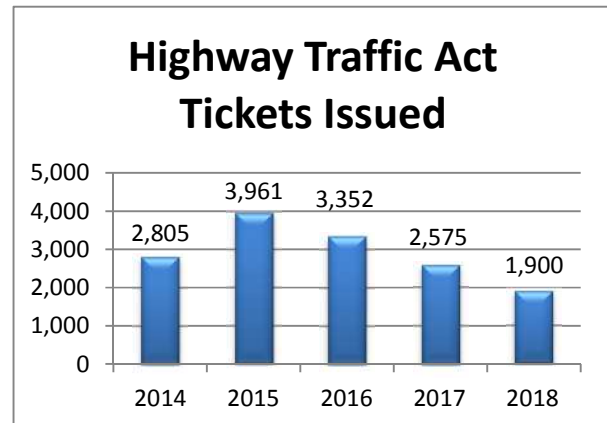
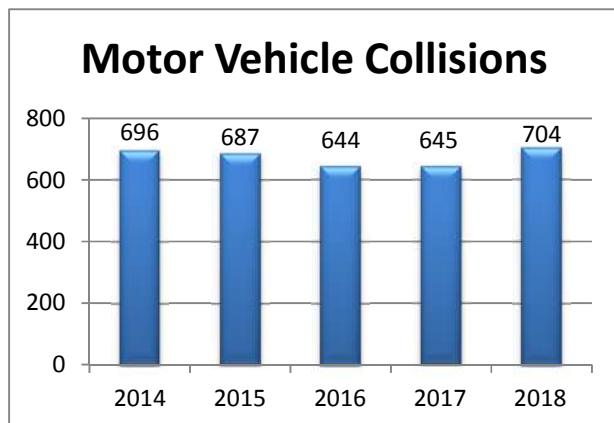




Traffic

Traffic remains an issue in Brockville as it does in many other communities. The introduction of pedestrian crossovers and the continued effort to decrease speeding and red light running will be a constant challenge. As police resources are required in other areas such as crisis response to Mental Health related calls and drug related occurrences we will see a decrease in traffic enforcement. We must prioritize our calls for service as we are unable to be everywhere all the time. At some point we have to ask each and every person who is operating a motor vehicle to please drive responsibly. We are impressed by the reduction of impaired drivers but still believe that 20 is too many! We will continue to work with the City in placing speed signs in areas of concern and conduct enforcement to support our initiatives. Traffic has been identified in our Business Plan as an area to focus and our patrol officers continue to take this seriously. Working with the community to decrease traffic issues is a priority.

Driving Offences Statistics	2017	2018	+ / - Change
Dangerous Operation	8	3	-5
Dangerous Operation – Evading Police	1	2	1
Impaired Operation (Alcohol Over .08)	31	20	-11
Impaired Operation (Drugs)	5	1	-4
Fail to Provide Breath Sample	6	4	-2
Fail to Provide Blood Sample	1	1	0
Driving While Prohibited	1	7	6
Fail to Stop for Police	3	3	0
Careless Driving	6	3	-3
Driving While Licence Suspended	3	0	-3
Total Driving Offences	65	44	-21





Public Complaints

Type	2017	2018	+ / - Change
Total Complaints	6	5	-1
Unsubstantiated	2	2	0
Substantiated	0	0	0
Withdrawn	3	0	-3
Pending	1	0	-1
Resolved (New 2018)	-	3	3

Use of Force

Use of Force	2017	2018	+ / - Change
Firearm			
Discharged	0	0	0
Pointed at a Person	5	2	-3
Drawn	5	7	2
Conducted Energy Weapon			
Discharged	3	3	0
Drawn	9	15	6
Aerosol Weapon	1	0	-1
Empty Hand Techniques			
Hard	3	3	0
Soft	1	7	6



The officer continuously assesses the situation and selects the most reasonable option relative to those circumstances as perceived at that point in time.